



KEYBOARD SHORTCUTS FOR FIREFOX ON WINDOWS®

Control + D	Add Bookmark
Backspace	Back
Control + B	Bookmarks
Control + I	Bookmarks
F7	Caret Browsing
Control + W	Close Tab
Control + F4	Close Tab
Control + Shift + W	Close Window
Alt + F4	Close Window
Control + Enter	Add .com to address bar
Shift + Enter	Add .net to address bar
Control + Shift + Enter	Add .org to address bar
Control + C	Copy
Control + V	Past
Control + X	Cut
Control + -	Shrink Text and Images
Control + +	Enlarge Text and Images
Delete	Delete
Shift + Delete	Delete Individual Form AutoComplete Entry
Control + Shift + I	DOM Inspector
Control + J	Downloads
Control + G	Find Again
Control + F	Find This Page
F3	Find Again
'	Find As You Type Link
/	Find As You Type Text
Control + Shift + G	Find Previous
Shift + F3	Find Previous
Shift Backspace	Forward
Alt + Enter	Forward
Down Arrow	Scroll Down
Up Arrow	Scroll Up
Page Down	Scroll Down Really Fast
Page Up	Scroll Up Really Fast
End	Go to Bottom of Page
Home	Go to Top of Page
F11	Full Screen
F1	Help
Control + H	History
Alt + Home	Go to your homepage
F6	Move to Next Frame
Shift + F6	Move to Previous Frame
Control + M	New Mail Message
Control + T	New Tab
Control + Tab	Next Tab
Control + Page	Down Next Tab

Control + N	New Window
Control + O	Open File
Enter	Activate selected hyperlink
Control + Enter	Open selected hyperlink in new window
Shift + Enter	Open selected hyperlink in new window
Alt + Enter	Open address in address bar new tab
Control + U	Page source
Control + Shift + Tab	Previous Tab
Control + Page Up	Previous Tab
Control + P	Print
Control + Shift + Z	Redo
Control + Y	Redo
F5	Refresh
Control + R	Refresh
Control + F5	Super Refresh
Control + Shift + R	Super Refresh
Control + 0	Restore Text Size
Control + S	Save Page As
Alt + Enter	Save target of selected hyperlink as
Control + A	Select All
Control + L	Select Location Bar
Control + D	Select Location Bar
Down Arrow	Select Next AutoComplete entry in textbox
Up Arrow	Select Previous Auto Complete entry in textbox
Control + Down	Arrow Select Next Search Engine in Search Bar
Control + Up	Arrow Select Previous Search Engine in Search Bar
Control + 1	Select First Tab
Control + 2	Select Second Tab
Control + 3	Select Third Tab
Control + 4	Select Forth Tab
Control + 5	Select Fifth Tab
Control + 6	Select Sixth Tab
Control + 7	Select Seventh Tab
Control + 8	Select Eight Tab
Control + 9	Select Ninth Tab
Escape	Select Tab
Control + Z	Undo
Control + K	Web Search




makeuseof.com

Did you like this CheatSheet? Then why not visit [MakeUseOf.com](http://www.makeuseof.com) for daily posts on cool websites, free software and internet tips.

If you want more great CheatSheets and MakeUseOf Guides join using the link below.

<http://www.makeuseof.com/pages/>

Over 50 Free Downloadable PDF Guides



Download 50+ MakeUseOf Guides on a wide range of subjects. More than a million downloads so far. All free. Enjoy and share!

Free Printable Cheat Sheets



Get printable cheat sheets and shortcuts for your favorite programs and sites. These cheat sheets will make you more productive!